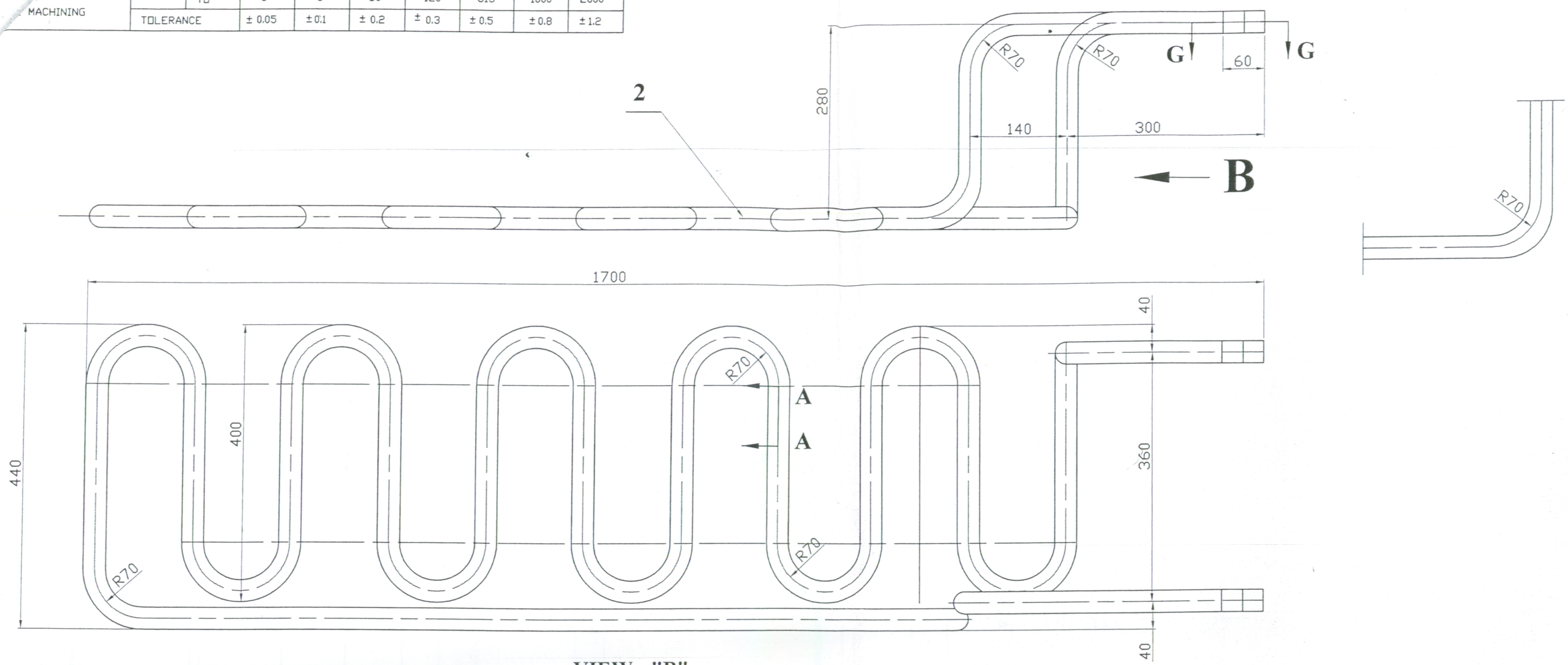
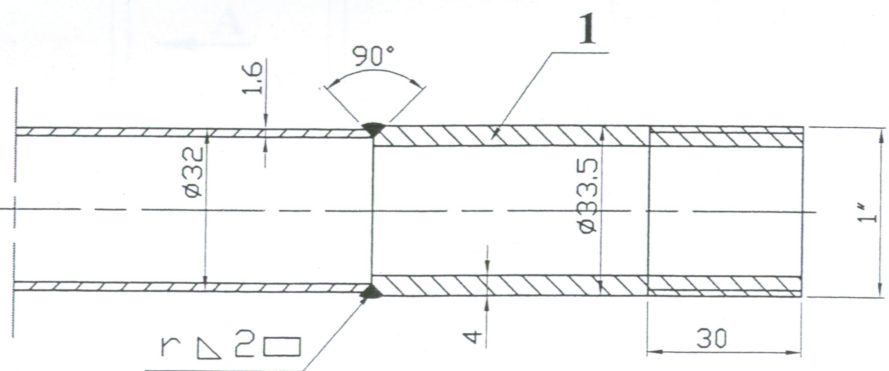


TOLERANCES MACHINING	RANGE	OVER	0.5	3	6	30	120	315	1000
		TD	3	6	30	120	315	1000	2000
TOLERANCE			± 0.05	± 0.1	± 0.2	± 0.3	± 0.5	± 0.8	± 1.2

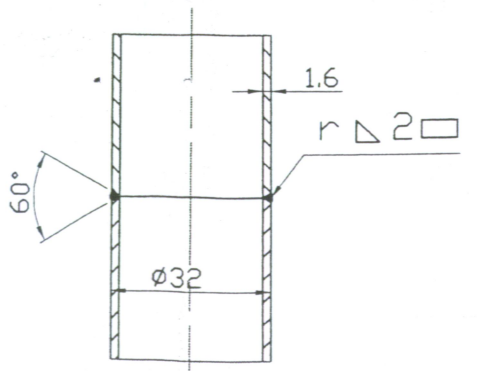
~ THE REST



VIEW - "B"



SECTION - "G-G"



SECTION - "A-A"

- NOTE:-
1. COILER TO BE TESTED BY WATER AT A PRESSURE OF 6 Kg/SQ.MM. FOR 15 MINUTES.
  2. REMOVE ALL SHARP EDGES.

QTY.	DESCRIPTION	MATERIAL	UNIT WT.IN Kg	DRG.NO.	POS. NO.
-	WELD METAL	roct 2246-60	0.1	SUIT TO ASSLY.	3
1	TUBE Ø32x1.6 L=7155	roct 8733-58	8.1	SUIT TO ASSLY.	2
2	PIPE Ø33.5x4 L=60	roct 3262-55	0.16	SUIT TO ASSLY.	1

QTY.	DESCRIPTION OF ASSY	MATERIAL	UNIT WEIGHT	ASSY.DRG.No.	POS. NO.
1	REDUCTION GEAR BOX ASSLY./=5.166 FOR BALL MILL	---	8.52	---	38

ALL DIMENSIONS ARE IN mm  
REF.DRG.No. ---

SCALE	NAME	SIGN	DATE	TITLE	DRG.No.	REV.
DRAWN			14/1/19	COOLING COIL	085003/B-1104	0
CHECKED						
APPROVED						

बोपासकलि  
B P S C L