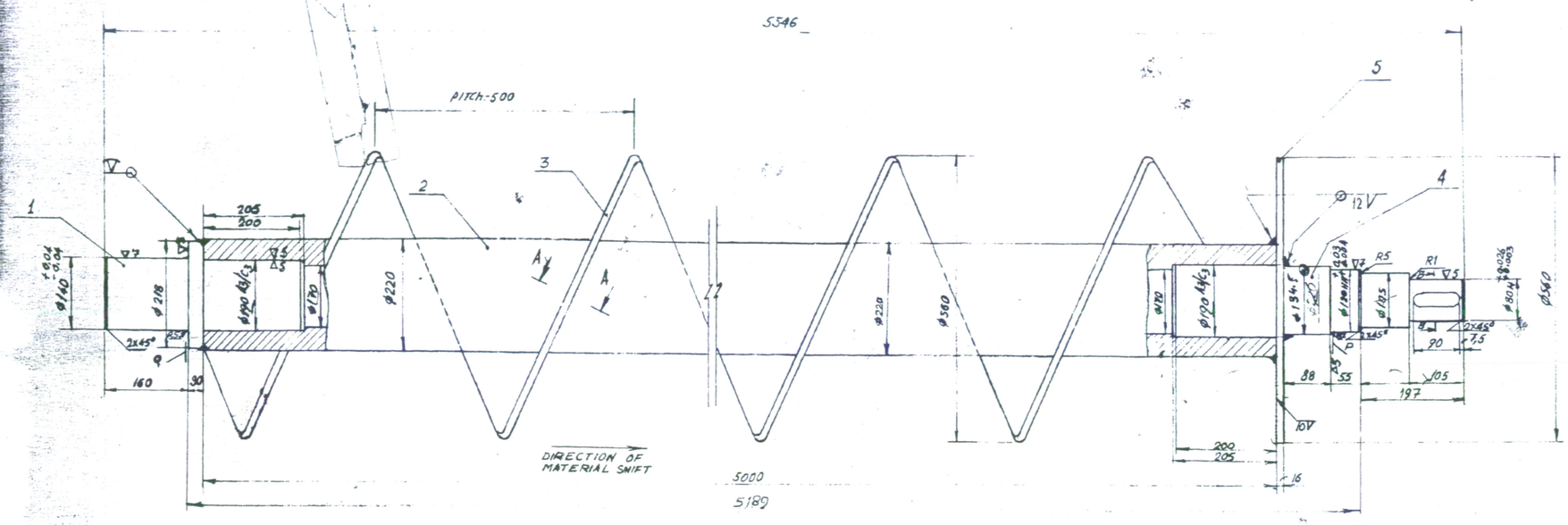

SCANNED
S S ENGINEERING CONSULTANTS
C.2, K. C. Avenue, Garia,
Kolkata—700084
Date 20 OCT 008

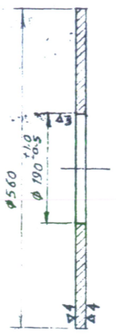

DETAIL OF POS.5
SC:- 1:5

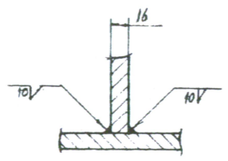

SEC A-A
SC 1:2

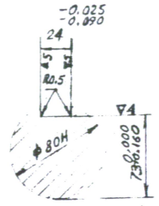

SEC - B-B
SC 1:2

TECH REQUIREMENT

1. ALL WELDING TO BE DONE AS PER THE PROVISIONS OF IS:1595-1980
2. UNMENTIONED WELD SIZE TO BE TAKEN AS 10 MM
3. WELD DEPOSIT FOR HARD FACING OF THE BLADE SURFACE SHOULD BE 5 MM THK. TO 650 BHN HARDNESS — ON WORKING FACE (DIRECTION OF MATERIAL SHIFT IS SHOWN)
4. NON CO-AXIALITY OF AXES OF Ø80H; Ø120 HM & Ø140 ±0.04 W.R.T. THE CENTRAL AXIS SHOULD NOT EXCEED 0.1 MM.
5. NON PERPENDICULARITY OF SURFACES P&Q W.R.T. THE CENTRAL AXIS SHOULD NOT EXCEED 0.05 MM.
6. OVALITY & TAPER OF Ø80H, Ø120 HM & Ø140 ±0.04 SHOULD BE WITHIN HALF OF THEIR RESPECTIVE DIAMETRAL TOLERANCES.
7. TWO HALVES OF THE BLADE TO BE JOINED BY WELDING AFTER MATCHING THE EDGES SUITABLY.

NOTES

1. DIMENSIONS HAVE BEEN PROVIDED BY THE CONCERNED SHOP
2. MATERIAL HAS BEEN GIVEN AS PER THE AGREEMENT WITH THE INDENTOR.

		WELD METAL	2%	—	21.0	M.S	-
—	5	FLANGE Ø560/Ø190	1	27.3	27.3	ST42H IS:2062-69	FE410WC IS:2062-92
085.001 00.226A	4	SPINDLE	1	86.0	86.0	C-35 IS:1570-61	35C8 IS:2004-91
085.001 00.225	3	BLADE	10	37.10	371.0	ST42H IS:2062-69	FE410WC IS:2062-92
085.001 00.224	2	PIPE Ø220x25 ASTM A519-79	1	587	587	ST42H IS:2062-69	FE410WC IS:2062-92
085.001 00.223	1	SPINDLE	1	72.6	72.6	C-35 IS:1570-61	35C8 IS:2004-91
DRG. NO.	POS NO.	DESCRIPTION	QTY	UNIT WT. IN KG	TOTAL	MATERIAL	REMARKS

—	SLAG CONVEYOR		1165	ASSLY	—	1:5	085.001 00.222A
POS NO.	DESCRIPTION	QTY	UNIT WT KG	MATERIAL	G.A. DRG. NO.	SC.	DRG. NO.

AGREED TO
Sd. DT: 23.[illegible].85
N.S. SURANA MGR. (T.R.P.)
G.P. SINGH
SUPDT (T.R.P. & TBS)

	BOKARO STEEL PLANT				
SHOP	TPP & TBS				
UNIT	SLAG CONVEYOR Ø560 (DPR NO. 085/001)				
DESCRIPTION OF DRAWING	ASSLY. DRG. OF SLAG CONVEYOR				
REVISIONS	DRAWN	R.L. NAYAK		1A1	NOV 84
	CHECKED	RAKESH		JOB NO	5559
	SUBMITTED	B. RAM		085.001.00	
	RECOMND	K.N. JHA		222 A	
	APPROVED	H.R. CHAP.			