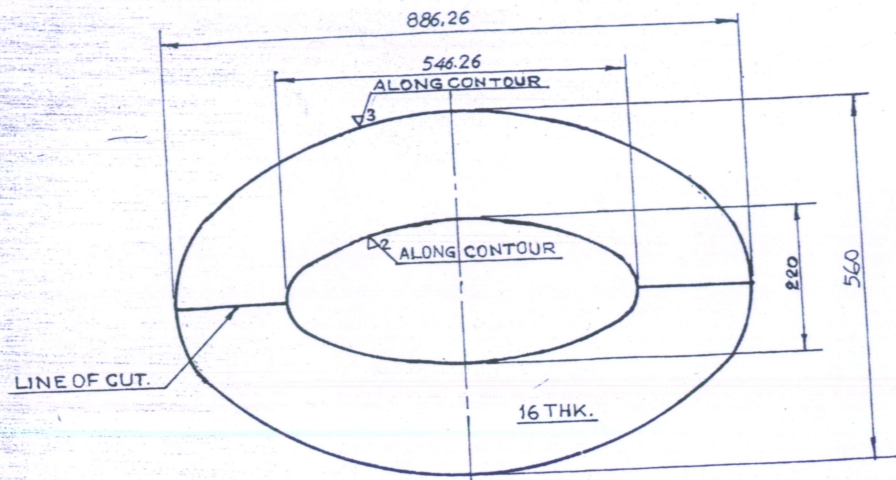


085.001.00.225A

~ FORTHER REST

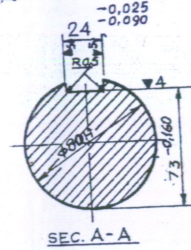
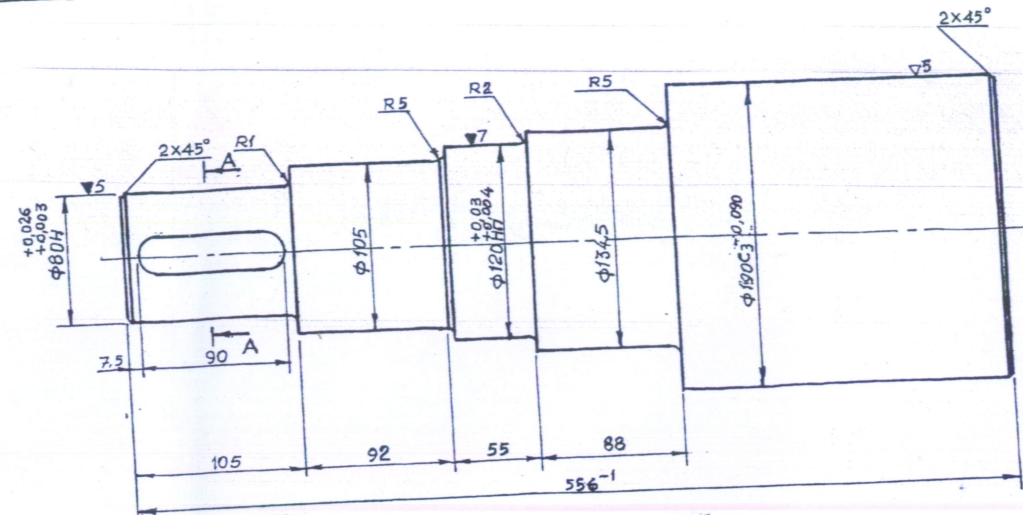


CUTTING PARAMETER OF BLADE

POS NO	DESCRIPTION	QTY	UNIT	MATERIAL	G.A. DRG. NO.	SC	DRG. NO.
3	BLADE	10	37.10	Fe 410 WC IS: 2062-98	085.001.00.222A	1:5	085.001.00.225A

085.001.00.226

~3 FOR THE REST



NOTE:- DIMENSIONS HAVE BEEN PROVIDED BY THE CONCERNED SHOP

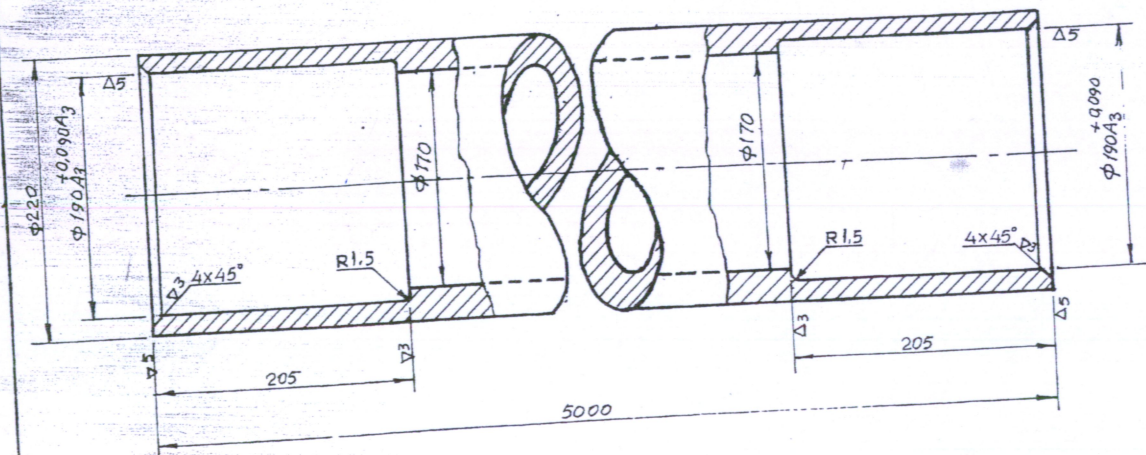
TECHNICAL REQUIREMENTS

1. FREE TOLERANCES TO BE AS PER MEDIUM CLASS OF IS:210(P-1)-93
2. MACHINING SHOWN WITH SYMBOL '▽' TO BE DONE IN ASSEMBLY AFTER WELDING.
3. SHARP EDGES SHOULD BE ROUNDED OFF.

POS NO	DESCRIPTION	QTY	UNIT	MATERIAL	G.A. DRG. NO.	SC	DRG. NO.
4	SPINDLE	1	860	35 C8 IS: 2004-91	085.001.00.222A	1:2	085.001.00.226

085.001.00.224

~ FORTHER REST

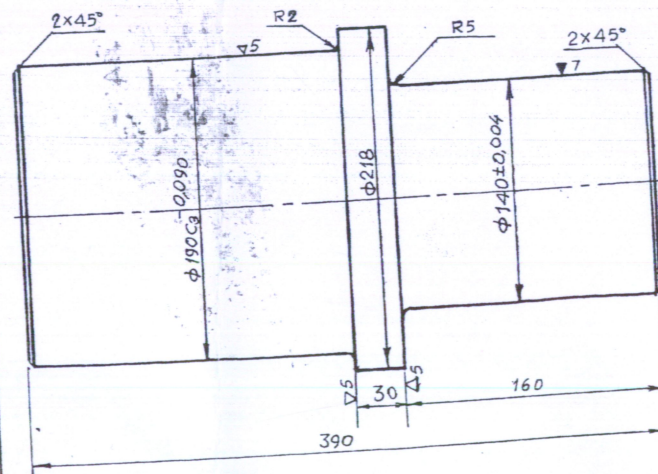


TECHNICAL REQUIREMENT  
SHARP EDGES ARE TO BE ROUNDED OFF

POS NO	DESCRIPTION	QTY	UNIT	MATERIAL	G.A. DRG. NO.	SC	DRG. NO.
2	PIPE φ 220x25 ASTM A 518 - 79	1	587	Fe 410 WC IS: 2062-98	085.001.00.222A	NTS	085.001.00.224

085.001.00.223

~3 FORTHER REST



TECHNICAL REQUIREMENTS

- (1) FREE TOLERANCE TO BE AS PER MEDIUM CLASS IS:210(P-1)-93
- (2) MACHINING SHOWN WITH SYMBOL '▽' TO BE DONE IN ASSEMBLY AFTER WELDING.
- (3) SHARP EDGES SHOULD BE ROUNDED OFF.

NOTE:-

DIMENSION HAVE BEEN PROVIDED BY THE CONCERNED SHOP

POS NO	DESCRIPTION	QTY	UNIT	MATERIAL	G.A. DRG. NO.	SC	DRG. NO.
1	SPINDLE	1	72.6	35 C8 IS: 2004-91	085.001.00.222A	1:2	085.001.00.223

BOKARO STEEL PLANT	
T.T.P & T.B.S.	
UNIT. SLAG CONVEYOR (D.P.R. No. 085.001)	
DESCRIPTION OF DRAWING. DETAIL OF SLAG CONVEYOR.	
REVISIONS:	DRAWN R.L. NAYAK sd/- DATE DEC 84
① MATERIAL CHANGE FOR UPDATING.	CHECKED R. KESH SD/- JOB No 5359
	SUBMITTED B. RAM SD/- 085.001.00.223AT0226
	RECOMMEND K.N. JHA SD/-
	APPROVED H.R. CHAT

RETRACED FROM DAMAGED PRINT  
RETRACED BY R.C. PRASAD | CHECKED BY M.R. ROU

Oh Anand  
26.6.95

M. R. Rou  
1/9/95